

Spear Arm Mounting Options

Spear Window Awnings

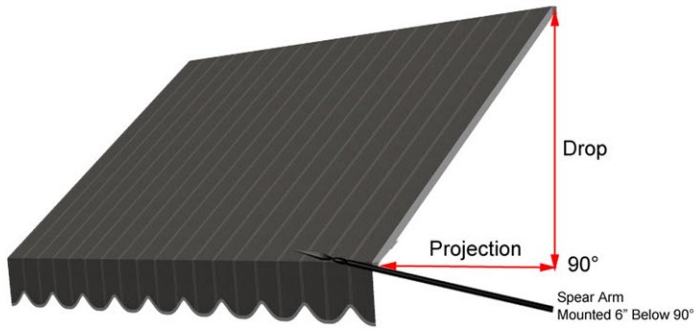
Projection & Drops Available

24" Projection X 24" Drop

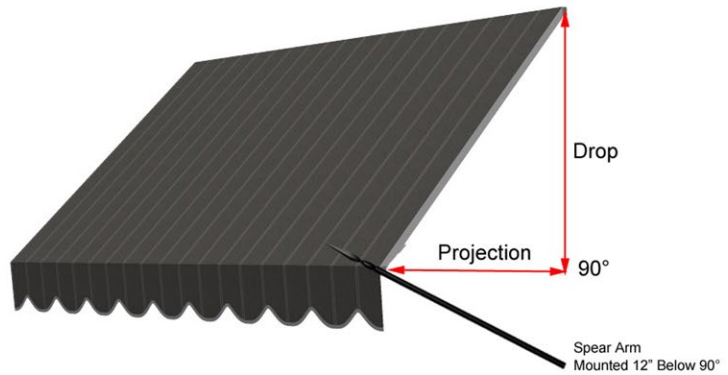
30" Projection X 30" Drop

36" Projection X 36" Drop

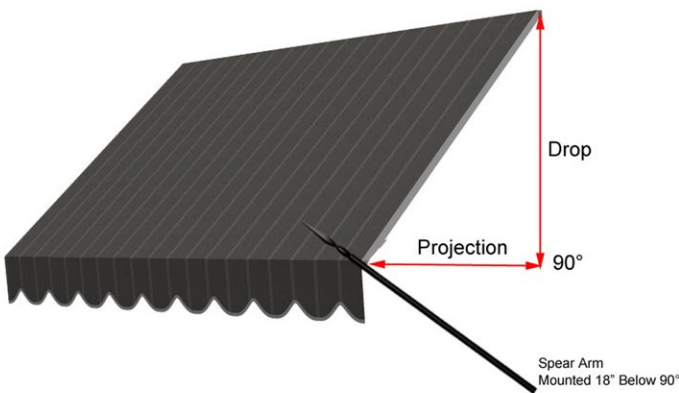
Spear Arm Mounted
6" Below 90°



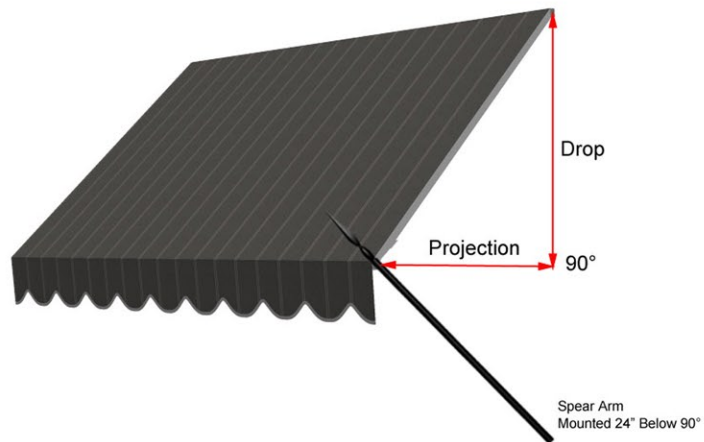
Spear Arm Mounted
12" Below 90°



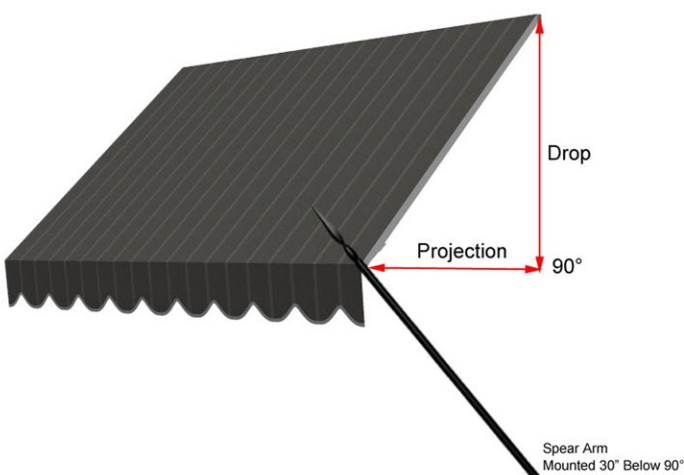
Spear Arm Mounted
18" Below 90°



Spear Arm Mounted
24" Below 90°



Spear Arm Mounted
30" Below 90°



PYC AWNINGS

1111 South Talbot Street
St. Michaels, Md 21663
800-933-6936
pycawnings.com

Note: Arm Options mounted more than 6" below 90° - arms will retract but not to the top of awning, they will sit lower depending on arm length.