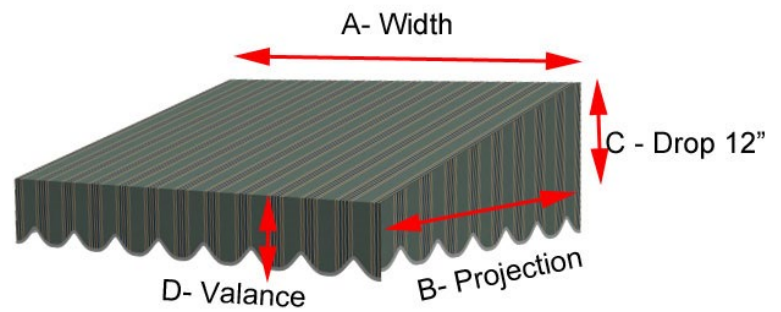


Door Awnings – Finding the Perfect Size

- A. Measure the width where you will mount the hinges on each side of the door trim or wall.
 - Awning must be 8" wider than door opening to allow the door to open outward.
- B. Locate the mounting point where you will mount the top of the awning.
 - Minimum mounting height above door opening for awnings 71" wide and under is **13 ½"** to allow the door to open outward.
 - Minimum mounting height above door opening for awnings 72" wide and over is **16 ½"** to allow for center frame supports and to allow the door to open outward.
 - From the top mounting point 12" down is where the arm of the awning will be located.
 - The 7" valance will hang below the frame.



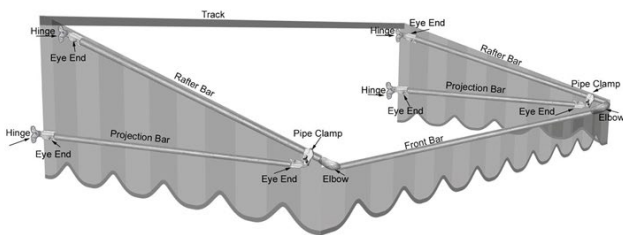
- Door awnings are not retractable.
- Custom Widths up to 240".



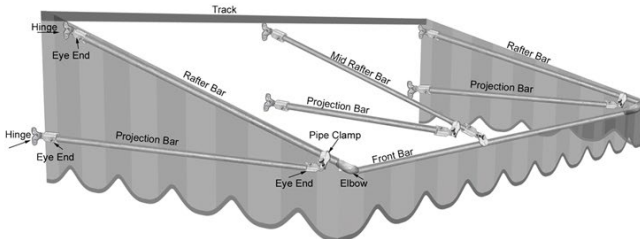
Height = Drop 12" + Valance 7" = 19" Total Height

PYC Door Awning Frames

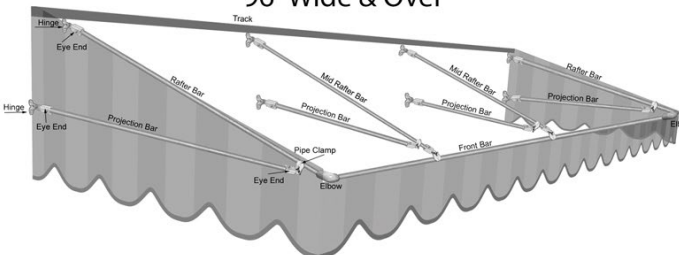
71" Wide & Under



72" - 95" Wide



96" Wide & Over



[PycAwnings](http://PycAwnings.com)
sales@pycawnings.com
 800-933-6936

